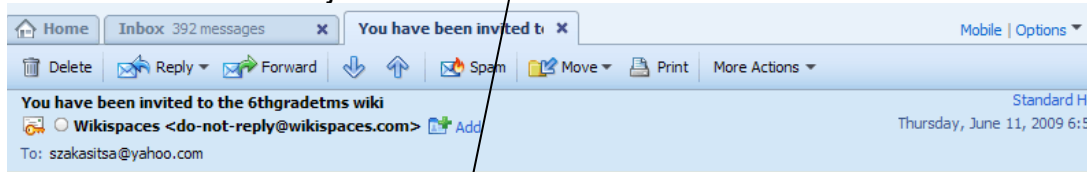


Directions to join the wiki and post to the discussion

1. Check your email for a message with the subject "You have been invited to the 6thgradetms wiki" and open it
2. Click the link to join the wiki



6thgradetms Invitation

You're Invited

angela_szakasits has invited you to join the "6thgradetms" wiki.

To join the wiki, or to decline, please visit:
<http://www.wikispaces.com/t/c/4za3GcREmDYe0AqPXbKkxp>

Below is a message from angela_szakasits:

I've made a wiki on Wikispaces that I'd like to share with you. You'll be able to easily edit pages, upload files, and join our discussions. It is a private site, so you'll need to make an account at the link above to see it. I hope you'll join us!

Thanks,
The Wikispaces Team

Getting Started Tips

[Watch our tours](#) to learn the basics of working in Wikispaces.

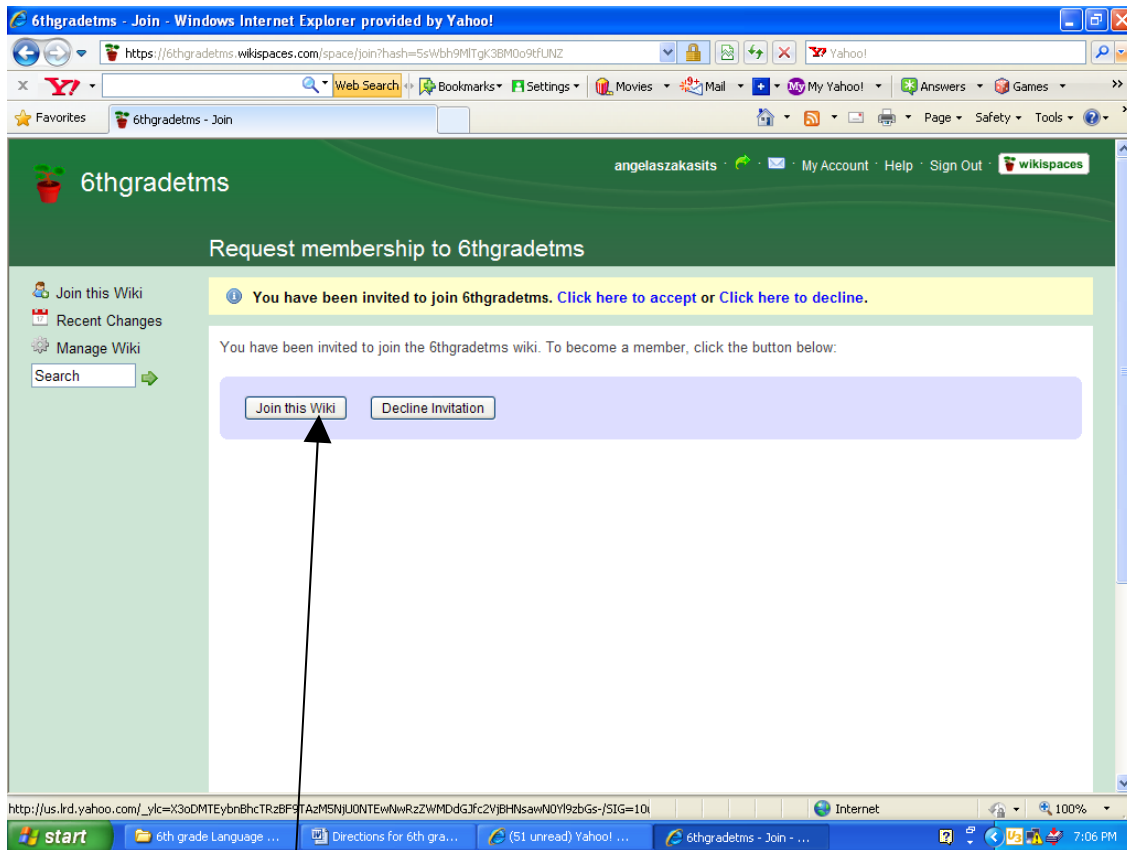
Need assistance?

Contact us at
help@wikispaces.com

3. Enter a username, password, and your email address (your email address may already be given)

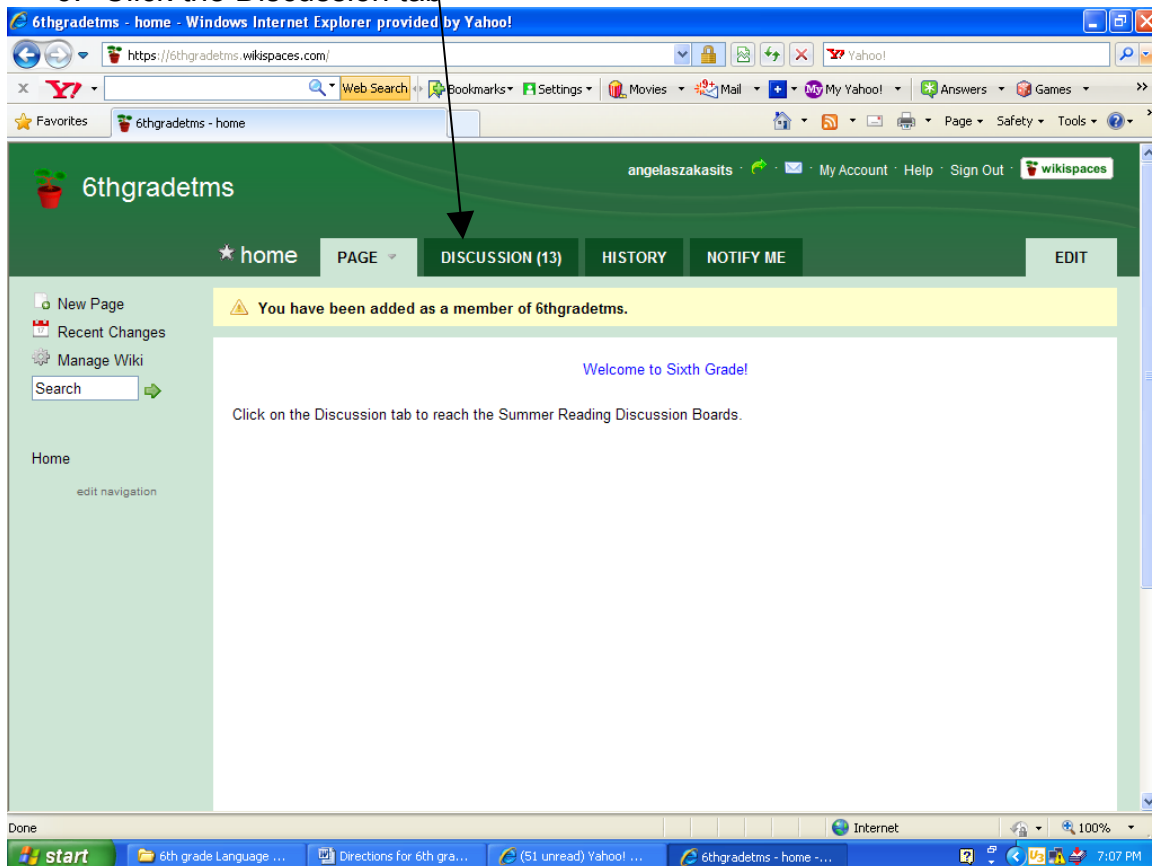
A screenshot of the "6thgradetms - Join" page in a Windows Internet Explorer browser. The page title is "Request membership to 6thgradetms". It instructs the user to create a new account by entering a username, password, and email address. The "Join Now" section contains three input fields: "1. Username", "2. Password", and "3. Email Address" (which is pre-filled with "szakasitsa@yahoo.com"). Below these fields is a "Join" button. An arrow points from the "Join" button in the email invitation screenshot to this "Join" button. Another arrow points from the "Join" button to the next instruction. The browser's address bar shows the URL: <http://6thgradetms.wikispaces.com/space/join?hash=4za3GcREmDYe0AqPXbKkxp>. The Windows taskbar at the bottom shows the Start button and several open applications, including "6th grade Language...", "Directions for 6th gra...", "(51 unread) Yahoo!", and "6thgradetms - Join...". The system clock shows 7:02 PM.

4. Click Join



5. Click Join this Wiki

6. Click the Discussion tab



7. Click the title of the subject you want to discuss or start a new subject

★ home PAGE DISCUSSION (13) HISTORY NOTIFY ME

Keywords Filter

Subject	Author	Replies	Views	Last Message ^
Introductions	angela_szakasits	1	2	Jun 5, 2009 9:53 am by angela_szakasits
The Wednesday Wars	angela_szakasits	0	1	Jun 5, 2009 9:09 am by angela_szakasits
The View From Saturday	angela_szakasits	0	0	Jun 5, 2009 9:09 am by angela_szakasits
Storm Warriors	angela_szakasits	0	0	Jun 5, 2009 9:09 am by angela_szakasits
Peak	angela_szakasits	0	0	Jun 5, 2009 9:09 am by angela_szakasits
Jeremy Fink and the Meaning of Life	angela_szakasits	0	0	Jun 5, 2009 9:09 am by angela_szakasits
Flush	angela_szakasits	0	0	Jun 5, 2009 9:08 am by angela_szakasits
Drums, Girls, and Dangerous Pie	angela_szakasits	0	0	Jun 5, 2009 9:08 am by angela_szakasits
Code Talker	angela_szakasits	0	0	Jun 5, 2009 9:08 am by angela_szakasits
Chasing Vermeer	angela_szakasits	0	0	Jun 5, 2009 9:07 am by angela_szakasits
The Graveyard Book	angela_szakasits	1	9	May 21, 2009 11:06 pm by angela_szakasits

1-11 of 11

Post Message

8. Enter your message (and subject if you start a new one)

Manage Wiki Search → Monitor this topic

Home edit navigation

angela_szakasits The Wednesday Wars
Use this discussion board to post questions and comments about the book.
Posted Jun 5, 2009 9:09 am 1-1 of 1

Reply

Subject re: The Wednesday Wars

Message

☐ Monitor this topic

Post

[help on how to format text](#)

9. Click Post

10. Click Sign Out when you have finished reading and posting comments

Once you have access to the wiki and you want to log in again...

1. Go to <http://6thgradetms.wikispaces.com/>
2. Sign in with your username and password