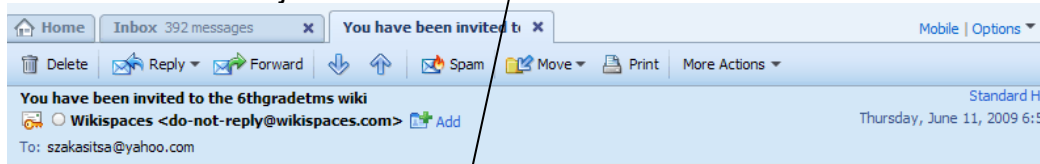


Joining the wiki (so you can add information and comments)

1. To join the wiki, send Mrs. Szakasits an email requesting access.
(angela_szakasits@pender.k12.nc.us)
2. Check your email for a message with the subject "You have been invited to the 6thgradetms wiki" and open it
3. Click the link to join the wiki



6thgradetms Invitation

You're Invited

angela_szakasits has invited you to join the "6thgradetms" wiki.

To join the wiki, or to decline, please visit:

<http://www.wikispaces.com/v/c/4za3GcREmDYe0AqPXbKkxp>

Below is a message from angela_szakasits:

I've made a wiki on Wikispaces that I'd like to share with you. You'll be able to easily edit pages, upload files, and join our discussions. It is a private site, so you'll need to make an account at the link above to see it. I hope you'll join us!

Thanks,
The Wikispaces Team

Getting Started Tips

[Watch our tours](#) to learn the basics of working in Wikispaces.

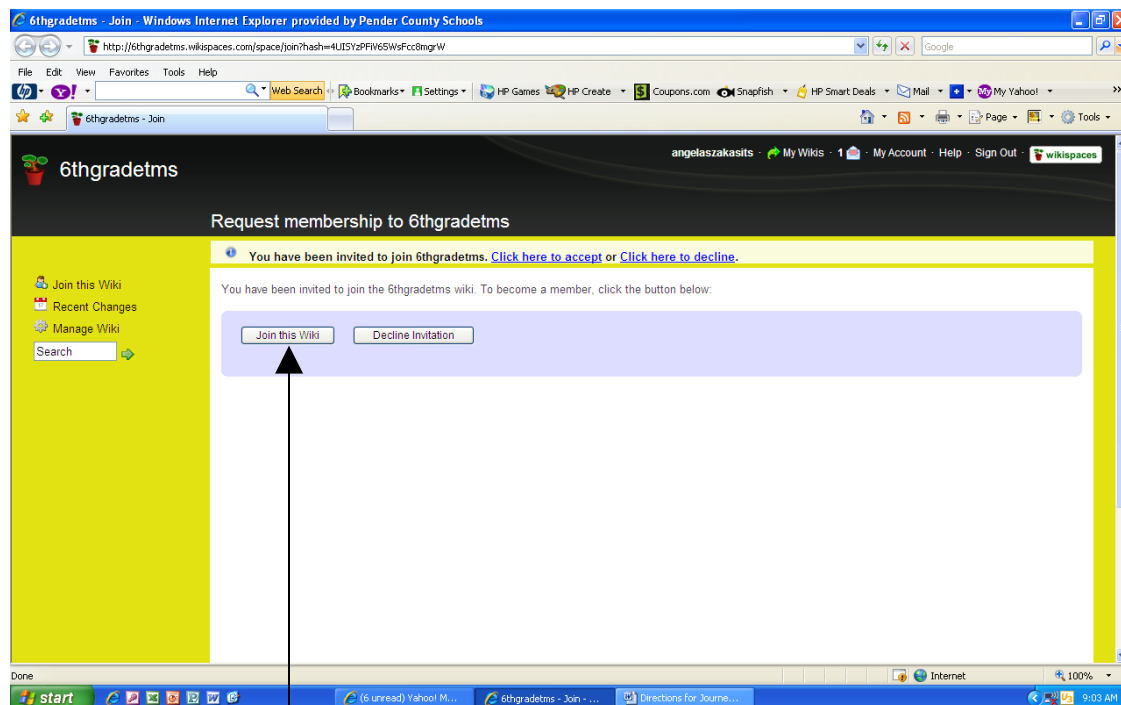
Need assistance?

Contact us at
help@wikispaces.com

4. Enter a username, password, and your email address (your email address may already be given)

A screenshot of the "6thgradetms - Join" page in Internet Explorer. The page title is "Request membership to 6thgradetms". It contains a "Join Now" section with a form to create a new account. The form has three fields: "1. Username", "2. Password", and "3. Email Address". The email address field is pre-filled with "szakasitsa@yahoo.com". Below the fields is a "Join" button. There are also links for "Already a member? Sign in here." and "If you already have an account but cannot remember your password, please visit our reminder page." The browser's address bar shows the URL: http://6thgradetms.wikispaces.com/space/join?h=4za3GcREmDYe0AqPXbKkxp. The taskbar at the bottom shows several open applications, including "6th grade Language...", "Directions for 6th gra...", "(51 unread) Yahoo!", and "6thgradetms - Join - ...".

5. Click Join




6. Click Join this Wiki

Once you have access to the wiki and you want to log in again...

1. Go to <http://6thgradetms.wikispaces.com/>
2. Sign in with your username and password

How to edit your wiki page

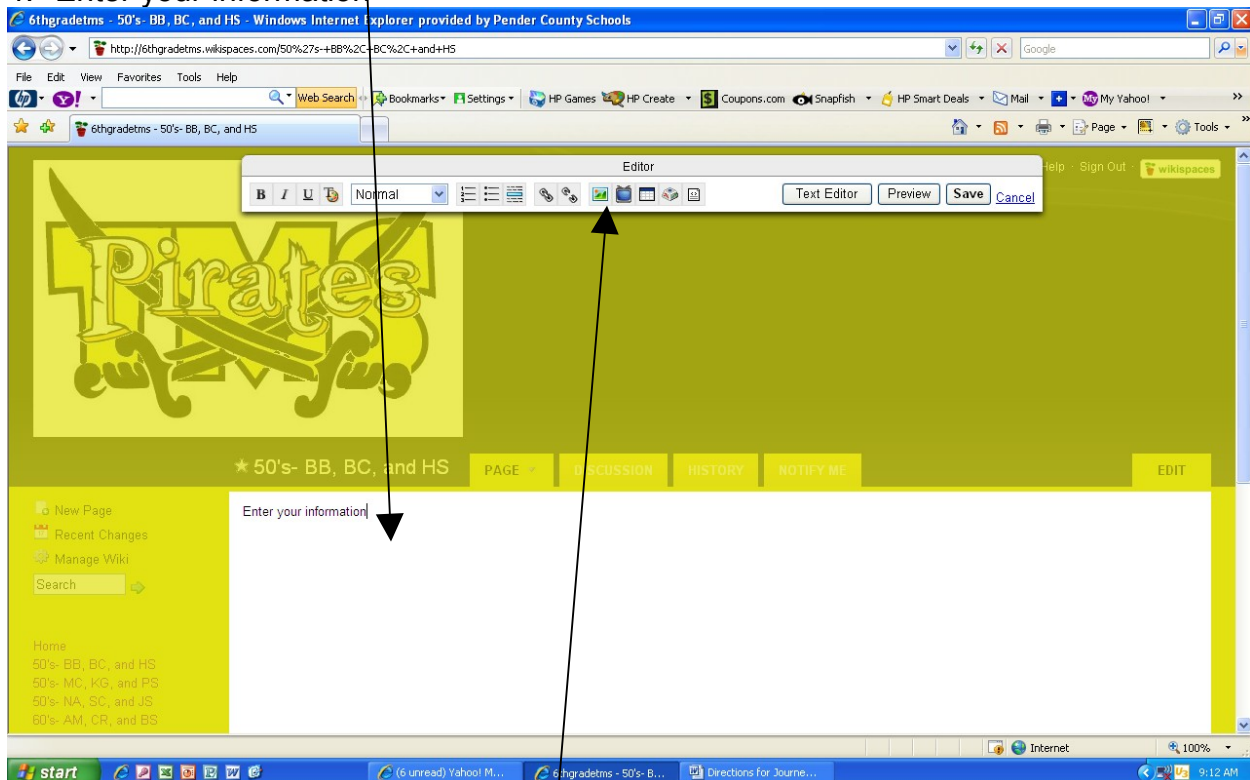
1. Log in
2. Once you reach the home page, click the link for your group's page



3. Click the EDIT tab

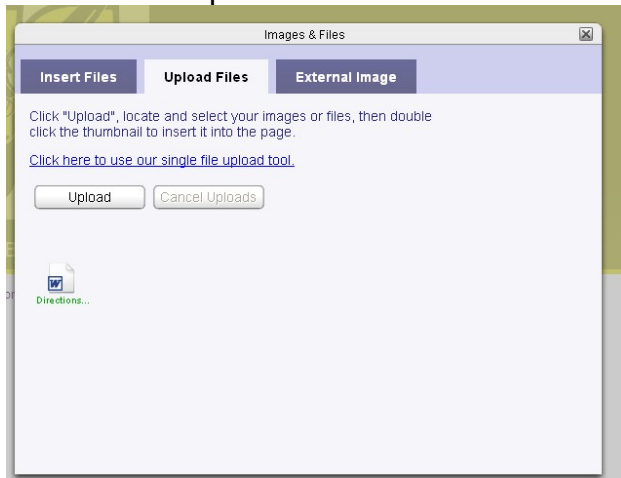


4. Enter your information

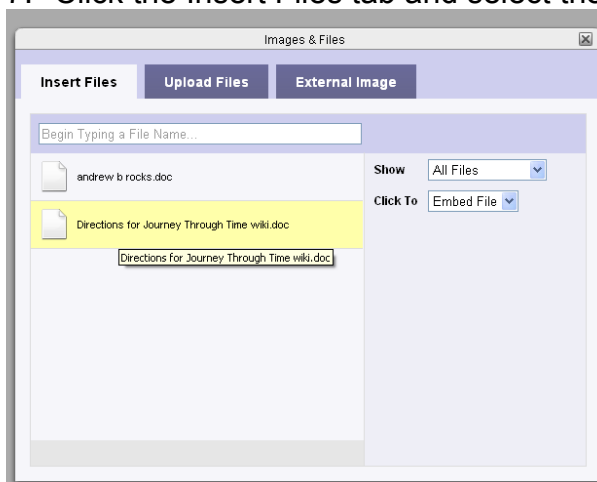


5. To add a file or image, click the painting ("Insert images and files" will appear if you put the mouse over it)

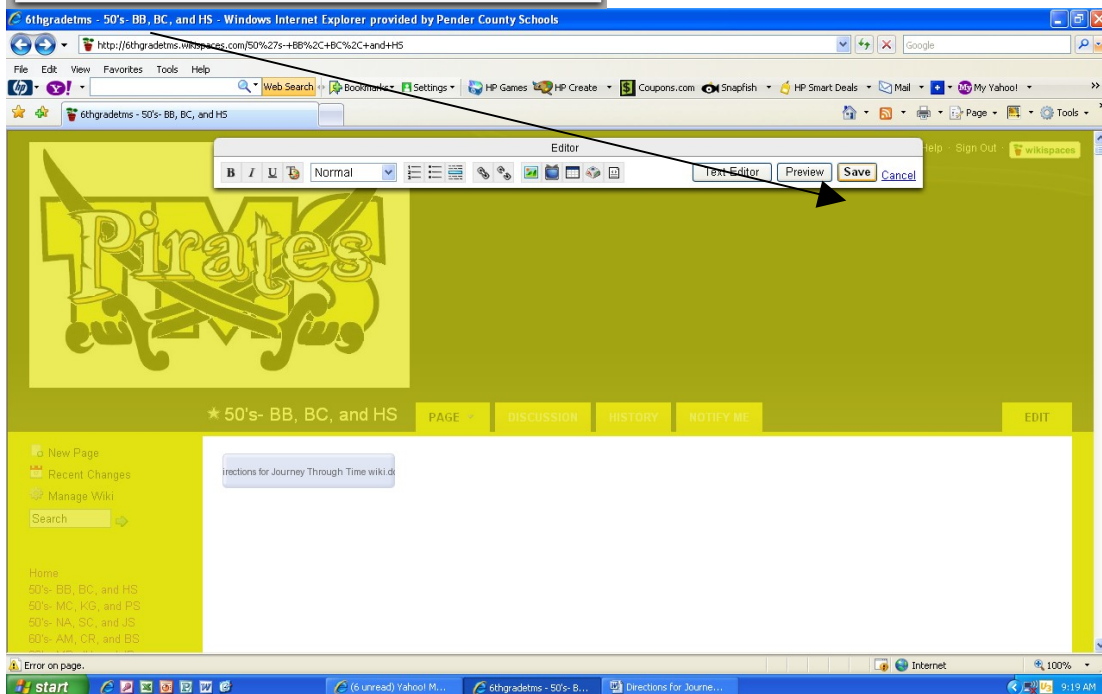
6. Click the Upload Files tab and browse to find the file you want



7. Click the Insert Files tab and select the file you want to add

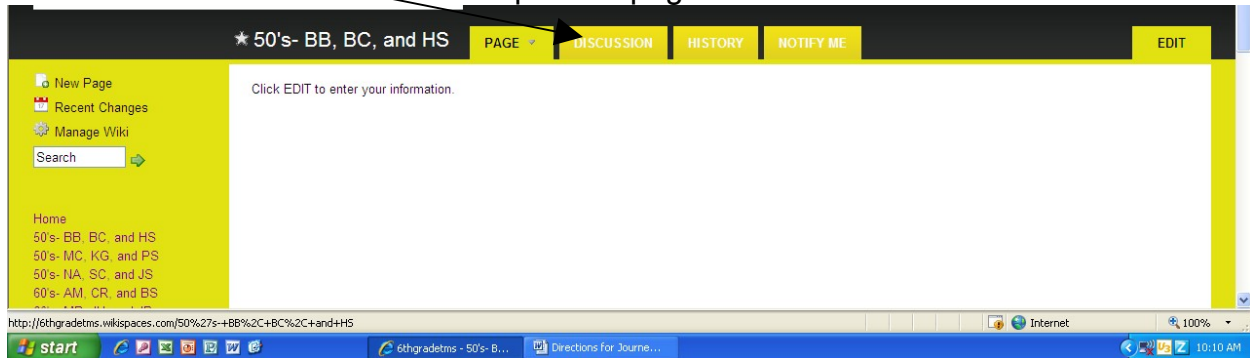


8. Click Save when you are done editing (It is a good idea to save often.)

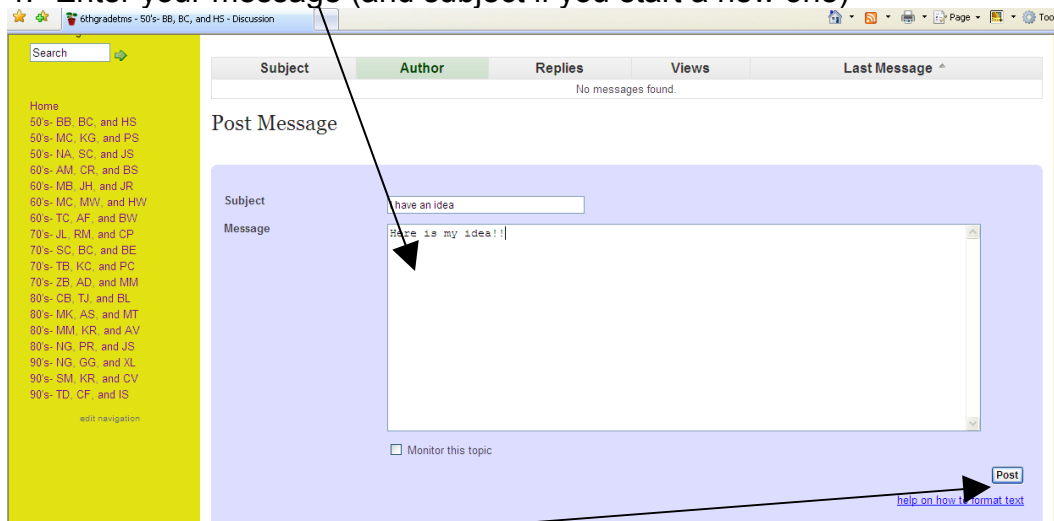


9. Click Sign Out when you are done
Commenting on a page

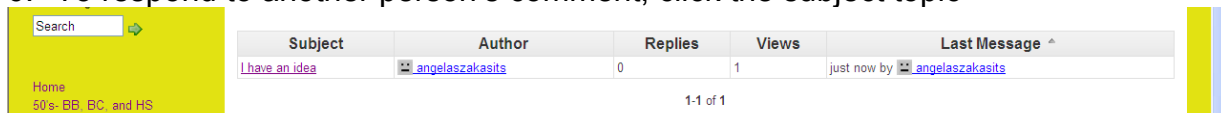
1. Log in
2. Click the link for the page (on the left side)
3. Click the discussion tab at the top of the page



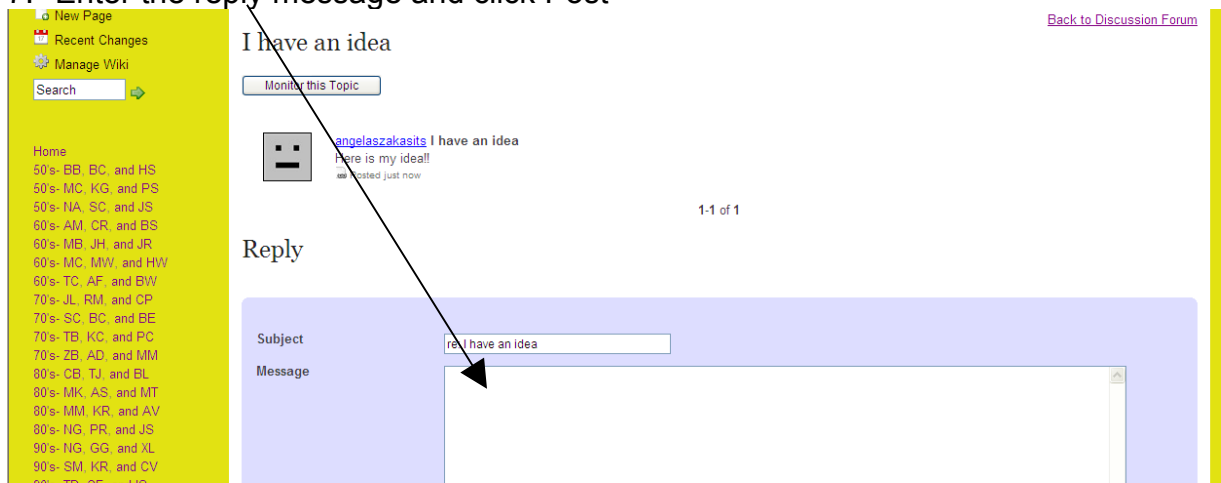
4. Enter your message (and subject if you start a new one)



5. Click Post
6. To respond to another person's comment, click the subject topic



7. Enter the reply message and click Post



8. Click Sign Out when you are done